

Tied up by Wires?
Confused by Wireless?







Have no Fear



The AGM
Data Net System (DNS)
is Here

Cost Effective and Easy to Manage
Wireless Data Networking System

DATA NET SYSTEM

<p>IMPENETRABLE</p> 		<p>MANAGEABLE</p> 
<p>ADAPTABLE</p> 	<p>DEPENDABLE</p> 	<p>AFFORDABLE</p> 

For Example

You have data, such as a process temperature or flow signal, that is in one location in your facility that is needed in other locations.

You know running wires is going to be expensive, so you consider wireless.

Although maybe not as expensive, wireless requires a master radio to transfer data to and from the various locations and if the master radio fails or if there is interference, that would be bad.

In either case, designing and implementing the data transfer system is going to result in one big headache.

Not so - when you use AGM's **Data Net System (DNS)**.

Features

- Robust, Industrial, Self-Healing, Mesh Networking Topology
- Reliable
- Secure
- Low Power - 10/30 VDC
- Interfaces with a Variety of Parameters Including Temperature, Flow, Level, Pressure and Speed Sensors
- DIN Rail / Bulk Head Mounting Options
- Easy Configuration and Maintenance
- Visual Status Indicators

Applications

- Plant-Wide Operations and Safety Monitoring
- Security and Intrusion Detecting and Reporting
- Site Remediation Monitoring
- Water/Wastewater Management
- Renewable Energy System Efficiency Profiling
- Inventory Management
- Temporary Installations

Benefits

- Self-Contained
- Simple to Install
- 24/7 Technical Support



Solutions through Synergy

AGM Electronics, Inc
PO Box 32227
Tucson, AZ 85751
P (520) 722-1000 F (520) 722-1045
www.agmelectronics.com

Data Net System (DNS)

Data Net System (DNS) Modules



Network Manager - (# 5022-1)

Deploys the Data Net System and provides System Security

I/O - (# 5022-2)

Accepts and outputs up to 2 analog and 4 discrete data points

Node - (# 5022-6)

Extends distances between other Data Net System Modules

Data Net System (DNS) App

This is how easy it is to setup and use the Data Net System -

A. You Start:

1. Import or draw a **Layout** of your facility
2. Add **Location Icons** to your drawing
3. Enter the **Data Origins** and **Types**
4. Enter the **Data Destinations**

B. What the App Does:

1. Verifies all locations are within range and if not , you simply add a **Node Module**
2. Creates a **Summary** of required **Data Net Modules**
3. Generates a **Wiring Table** for each of the **Data Net Modules**
4. Draws a **Data Net Module Location Map**
5. Deploys the **Data Net System (DNS) Modules**

C. You Finish:

1. Install the **Data Net Modules** per the **Data Net Module Location Map**
2. Connect the **Field Wires** per the **Wiring Tables**

Get started now:

1. Go to "<https://www.agmelectronics.com/Products/DNS/DNSMain>" (Windows 7 or Newer)
2. Select "**Applications Tab**" then Select "**Click Here to Download DNS App**"
3. Note: Your Browser may or may not ask you where you want to download the file. If it doesn't, it will probably be saved in "**Downloads**" folder. If it does, then save in "**Downloads**" folder.
4. Once downloaded, go to "**Downloads**" folder and extract "**DNSApp.zip**" file
5. Once extracted, run "~\Downloads\DNSApp\DataNetSystemApp\Setup.exe"

AGM Electronics, Inc
PO Box 32227
Tucson, AZ 85751
P (520) 722-1000 F (520) 722-1045
www.agmelectronics.com
support@agmelectronics.com

SCADA | Industrial Automation | Process Control | Stand-Alone Control | Distributive Control

AGM Electronics, Inc., Doc# 5648 Rev6